


Preventive Maintenance For Your Hardwood Floors

Preventive maintenance is a term more common to industry than to residential or office floor care, but its importance cannot be over-emphasized. Here are some basic rules that apply to your floor finish:

Use dirt-trapping, entry mats

at all exterior doors to help prevent dirt, grit, and sand from getting onto the floor. Throw rugs or small sections of carpet just inside the entrances are also helpful. Dirt and grit are any floors worst enemy, and that includes carpets and vinyl as well as hardwoods.



Use furniture glides on all furniture that will be sliding across the floor (chairs, bar stools, etc). Thick, peel and stick, fabric glides work best. (available in our showroom free of charge) Check and clean the glides regularly since grit can become embedded in them. Avoid any type of plastic glides or casters.



Dust mop, sweep, or vacuum as needed.

Damp mop regularly with Dura-Seal® or BONA® wood floor cleaners. (available in our showroom)

Wipe up spills as soon as possible.

Keep high heels in good repair.

Heels that have worn down or lost their protective cap, exposing the steel support rod in the heel, will dent any floor surface, even concrete.




Have the floor re-coated when cleaning no longer restores the shine and the flooring is dull. The frequency of re-coating depends on the amount of traffic the floor gets. Normally, a kitchen will need re-coating every 2-3 years. Other areas will not need this as frequently.

Do not use wax...

Do not use wax, abrasive chemicals, or oil-based cleaners on hardwood floors. Urethane hardwood floors require only the simple maintenance steps outlined at the left. The use of waxes and polishes will actually make the floor harder to clean because they leave a residue. These chemicals may also cause problems later on if the floor needs to be recoated.


Do not use the following: paste wax, oil soaps, vinegar, ammonia, silicone or solvent based polishes (such as Pledge®, Fantastik®, Mop & Glo®, Formula 409®, Orange Glo® and Murphy® Oil Soap), dishwashing detergent, or powdered all-purpose cleaners.



What about gaps...?

One of the most frequently asked questions concerning wood floors is **"My floor has gaps. Is this normal?"**

Because wood is a natural product, it will react to changes in its environment. Shrinkage and swelling of wood flooring is to be



expected in any wood floor. The most common cause of separations and shrinkage is loss

of moisture. Most gaps are seasonal – they appear in dry months, or the cold season when heating is required, and then close during damp, warmer periods. This type of separation and closure is normal. You must live with normal gapping or add humidity to the air in drier months.



ACCENTHARDWOOD
F L O O R I N G

We carry a full line of cleaning products and mops in our showroom.

We at Accent Hardwood Flooring value you as a customer and strive to make service our top priority.